

Digital tools for education Pedagogical support



sept.2022

Topics

- Moodle : learning platform features
- Platforms for education
- Online courses with **Zoom**
- Create, publish and share your videos on the video server **Ubcast**
- Add interactivity to your courses with **Wooclap**


Moodle « the » learning platform at Ecole polytechnique

<http://moodle.polytechnique.fr>



École polytechnique learning platform English (en) ▾

Q You are not logged in. (Log in)



Welcome to **École polytechnique learning platform**

The Ecole polytechnique learning platform, based on Moodle, allows you to find the individual courses (lectures, seminars, projects, etc.) which make up our academic programs.

This platform is synchronised with our course catalog **SynapseS** available at <https://synapses.polytechnique.fr/>.

You can search by name or code (see browser below) or click on the current academic year (menu on the left) in order to browse by Subject Area.

Please note that not all courses are available to all students. If you are unsure whether or not you can register for a particular course, you should contact the professors in charge of your program. For the “Diplôme d’ingénieur” and Master IP Paris, you will find the detailed curriculum on those websites: <https://programmes.polytechnique.edu/en/ingenieur-polytechnicien-program/ingenieur-polytechnicien-program> and <https://www.ip-paris.fr/formation/masters/>. For the MScT programs, please use this website: <https://programmes.polytechnique.edu/en/master/msct-programs>

While care has been taken to ensure the accuracy of this learning platform, courses may be subject to change subsequently. Please contact professors in charge of the courses for further information.

Search courses Go ?

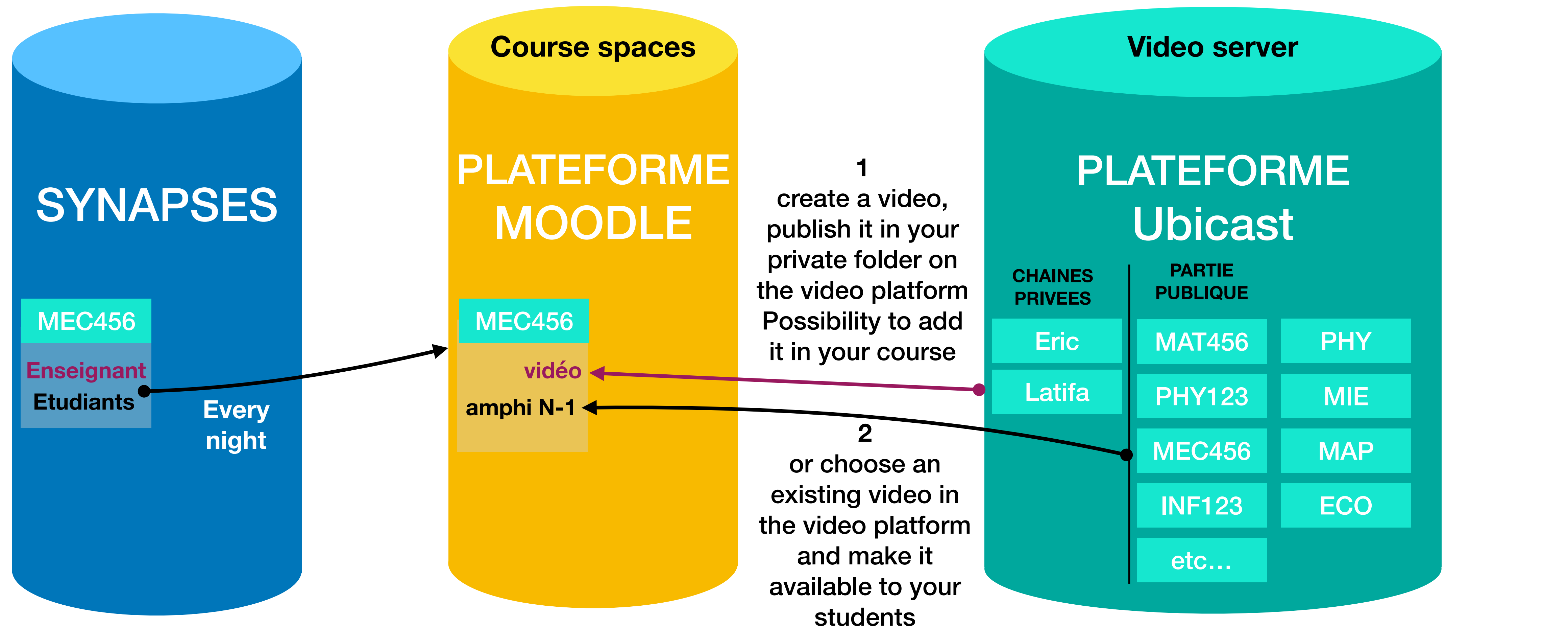
Available courses

Course categories

- 🎓 2021-2022
- 🎓 2020-2021
- 🎓 2019-2020
- 🎓 Formations
- 🎓 Programmes certifiants
- 🎓 Programmes diplômants
- 🎓 Ressources
- 🎓 Summer Schools - Écoles d'été
- 🎓 Séminaires
- All courses ...

- Each planned course has an online course
- Activities and Resources such as :
 - Quizzes
 - Information : PDF, PPT, links,
 - Assignments
 - Peer assignments
 - Videos
 - Forums
 - Grade book
 - Wiki
 - Glossary
 - ...


The platforms for teaching



<http://moodle.polytechnique.fr>

<http://enseignement.medias.polytechnique.fr>

Online courses with Zoom



Course scheduling

- The course is scheduled on Synapes (department or Scolari  )



Edition of the Zoom links

- Each planned course gets Zoom links
- The links are automatically added to your course



Course slot

- Teacher : dedicated link hidden for students
- Students : dedicated link

**D day
O'clock**



Becoming of the video ...

- Publish the video
- Add it in the course
- Delete the video



Storage of the video

- On the video server at I'X
- **NON PUBLISHED**



Recording of the course

- Automatically recording
- possibility to stop the recording

Example of a course in Moodle

Student's link

Caché pour les étudiants

MAP361 : visioconférence Zoom (meeting ID 91320989160) le 27/04/2020 à 13:30 / Groupe : groupe 2

Modifier ▼

Accès restreint Non disponible à moins que :

- Vous soyez membre de **MAP361-2019-GROUPE-2** (caché sinon)
- La date soit postérieure au **27 Avril 2020, 13:20**
- La date soit antérieure au **27 Avril 2020, 15:30**
- Vous pouvez télécharger le client à l'adresse https://zoom.us/download#client_4meeting
- Le mot de passe pour accéder à cette visioconférence est : **1080912860**
- Si vous rencontrez des difficultés de connexion, vous pouvez consulter l'état des services de Zoom à partir de l'adresse suivante : <https://status.zoom.us>
- Vous pouvez aussi participer à la visioconférence en utilisant le protocole **SIP** et l'identifiant **91320989160@zoomcrc.com**
- Ou par téléphone en appelant un des numéros local listé sur <https://ecolepolytechnique.zoom.us/zoomconference> et en précisant le numéro **91320989160**
- You can download the client using the link https://zoom.us/download#client_4meeting
- The password in order to access this Zoom meeting is : **1080912860**
- If you experience connection issues, you can view the status of Zoom services from the following address : <https://status.zoom.us>
- You can also participate in the videoconference using the **SIP** protocol and the identifier **91320989160@zoomcrc.com**
- Or by phone by calling one of the local numbers listed on <https://ecolepolytechnique.zoom.us/zoomconference> and specifying the number **91320989160**

Teacher's link hidden for the students

MAP361 : visioconférence Zoom le 27/04/2020 à 13:30 / Groupe : groupe 2 / Lien enseignant à ne pas diffuser / Instructor link not to disclose

Modifier ▼

Caché pour les étudiants

- **Ne diffusez pas ce lien à vos élèves !**
- Vous pouvez télécharger le client à l'adresse https://zoom.us/download#client_4meeting
- Le mot de passe pour accéder à cette visioconférence est : **1080912860**
- Si vous rencontrez des difficultés de connexion, vous pouvez consulter l'état des services de Zoom à partir

Interactivity with students with Wooclap

Create easily live activities : quizzes, pools, brainstorming, etc...

- Online or on campus
- Use of the browser or the smartphone
- Plug-in in Moodle to link the 2 tools

To join Ecole Polytechnique organization and use Wooclap :

- STEP 1 : Create an account with your @polytechnique.edu at **wooclap.com**
- STEP 2 : That's all ! You can use with any restrictions !

If you don't have an @polytechnique.edu, just email us

Training online sessions on Moodle

October


- Design a course
- formalize the pedagogical targets

December

- Conducting a course

On demand:

- Moodle Initiation
- Moodle Advanced
- Using the Gradebook in Moodle



You can contact us at
tlc@polytechnique.fr

Pedagogical resources on moodle: search for **Ressources pedagogiques**